



# Realize Your Life By Design

with

*Joan Hing King*

c: 416-891-4705 e: [jhingking@gmail.com](mailto:jhingking@gmail.com)

March 2020

## Hot Properties




**5319 Upper Middle Road #119** Burlington, ON

\$400,000

Great opportunity in the Orchard to live in this large 1+1 bedroom condo 709 sq ft with walkout to patio. Owner added door to den so can be used as a 2nd bed; door to master was moved to allow the closet to be on the whole width of the room.

**Sold for \$56K over asking!**



**2963 Guire Common, Burlington, ON**

## Pre-Construction Deals



**Coming Soon! Reserve a unit now!**

**One Delisle Condos** (Yonge & St. Clair Ave, Toronto)

This building is pieced together with a recurring hexagonal honeycomb pattern that gently morphs as it spirals upwards, emulating the organic growth pattern.

The area is rich in educational options and extracurricular activities for children with plenty of green spaces nearby.

**Search Daily Listings Here**

## March Market Trends

Strong sales at the beginning of the month made up for softer sales in the last two weeks due to physical distancing regulations. April sales should provide a clearer picture of the real estate market.

Take advantage of this quiet time to prepare your home for a renewed selling season when physical distancing regulations are relaxed.

### Average Home Prices By Region

#### Toronto

#### Halton

#### Hamilton

#### Niagara

Average Home Prices By Region	GTA	Halton Region	Hamilton Area	Niagara Region
March 2020	\$902,680 8,012 Sales	\$955,106 636 Sales	\$605,418 733 Sales	\$501,245 581 Sales
March 2019	\$788,133 7,132 Sales	\$864,576 645 Sales	\$516,814 707 Sales	\$443,145 656 Sales
Sales Year over Year	Up 15% Up 12%	Up 10% Down 1%	Up 17% Up 4%	Up 13% Down 11%








Average Home Prices  
By Region

Toronto

Halton

Hamilton

Niagara

Average Home Prices By Home Type		GTA	Halton	Hamilton	Niagara
	Detached	\$1,107,870	\$1,207,788	\$665,349	\$528,219
	Semi-Detached	\$889,480	\$800,324	\$516,327	\$395,967
	Condo/ Townhouse	\$647,780	\$653,990	\$477,107	\$450,885
	Townhouse	\$786,062	\$792,920	\$568,179	\$507,336
	Condo/ Apartment	\$658,791	\$538,975	\$380,442	\$324,588

## News & Insights

A HELOC or Reverse Mortgage  
- What's the Difference?

Mortgage Calculator

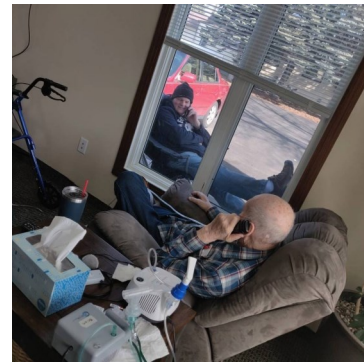
Mortgage Rate  
Comparison



# Uplifting Stories During Covid-19

"We are writing history right now, and we hold the pen. We can be the heroes in this story!"

Amidst a difficult situation, people are rising up to help and support each other. Here are some examples:



**Our Heroes!**



**Thank You! To All the Essential Service Workers!**



## Joan Hing King

Broker

416-891-4705



e: [jhingking@gmail.com](mailto:jhingking@gmail.com) | [www.joanhingking.com](http://www.joanhingking.com)

Want to change how you receive these emails?  
You can [update your preferences](#) or [unsubscribe from this list](#).



Copyright © 2019 eXp Realty of Canada Inc., All rights reserved.

**Our mailing address is:** Joan Hing King

eXp Realty of Canada Inc.

4711 Yonge St., 10th floor, Toronto, ON M2N 6K8

C: (416) 891-4705 | E: [jhingking@gmail.com](mailto:jhingking@gmail.com)